




MyCustomFitJeans designed an easy process to add the measurement and save for future use.

Type of Add Measurement Options:

-  Body Measurement
-  Standard Measurement

Body Measurement:

You can provide your body measurement as per the instructions we have provided beside the measurement form. Measurement of your body is a simple process. You need someone's while measuring length, inseam, knee & leg opening. Reaming measurement you can easily measure your own.

BODY SIZE	STANDARD SIZE
<p>Your Measurement <input checked="" type="radio"/> INCH <input type="radio"/> CM</p> <p>Your Size</p> <p>Waist <input type="text" value="34"/></p> <p>Hips <input type="text" value="39"/></p> <p>Crotch <input type="text" value="8.5"/></p> <p>Thigh <input type="text" value="15"/></p> <p>Length <input type="text" value="43"/></p> <p>Required</p> <p><input type="button" value="Select Measurement"/></p> <p><small>*Note :- Would to save this measurement for future use? (Optional)</small></p> <p><input type="text" value="Add Measurement Profile Name"/></p> <p><input type="button" value="SAVE MEASUREMENT"/></p>	 <p>MEASUREMENT DESCRIPTION</p> <p>Measure the outer length from the waist to the bottom of the leg or the length you want, you should measure the length while wearing your shoes.</p>

Standard Measurement:

This is the simplest & quick process in the measurement process. In standard measurement, we are providing the list of measurement sizes. You can choose the measurement size on the basis of your waist size.

BODY SIZE **STANDARD SIZE**

*Note : The standard measurement is editable as per your requirement. Also, you can save that measurement for future use.

Your Measurement INCH CM

29	30	31	32	33	34	35	36	37	38	39	40	41	42	43	44	45
46	47	48	49	50	51	52										

Waist

Hips

Crotch

Thigh

Length

Required

Select Measurement

How to save the measurement in MyCustomFitJeans.com?

Save measurement is optional, you can save your measurement if you want to use the same measurement in the future. The saving measurement is hardly taken a few sections. You just need to add the name of measurement and need to click on the SAVE button.

Length

Required

Select Measurement

*Note :- Would to save this measurement for future use? (Optional)

SAVE MEASUREMENT



Can I edit the saved measurements?

Yes, in the third section you will get an option to choose your saved measurement. The Body Measurement saved measurement will only be visible when you open the Body measurement tab and vice versa for the standard measurement process.


In the dropdown, you can choose the name of the measurement which you want to edit, once you choose the measurement, that measurement detail will automatically fill in the above measurement table and then you can modify the measurement. After modification of the measurement field, you can save that measurement with another name like Harry14 is the saved measurement name, after editing this measurement you can save it with the name Harry20edit. This is just an example; You can save the measurement with any name.

Your Measurement INCH CM

Your Size

Waist	134.62
Hips	232.99
Crotch	32.00
Thigh	23.01
Length	130.00

2. Selected Measurement Visible in form.



MEASUREMENT DESCRIPTION

Measure the outer length from the waist to the bottom of the leg or the length you want, you should measure the length while wearing your shoes.

Required
[Select Measurement](#)

*Note :- Would to save this measurement for future use? (Optional)

[SAVE MEASUREMENT](#)

25testcm

1. Saved Measurement Selection.

If you have already saved your measurement then you can select the by clicking on the dropdown. If you have open the standard measurement tab then you will see the standard saved measurements & vice versa for body measurement section. Also you can edit your saved measurement and save that with another name but it's optional.

Can I able to check all my saved measurements on the website?

Yes, you can, the saved measurement will be visible in the My Account. After your signup on MyCustomFitJeans.com you can check all the details in the My Account section.

In My Account there is one option available **“View Your Measurements”** Here you can check all your saved measurement even you can able to edit the measurement field of any saved measurements.

VIEW YOUR MEASUREMENTS

Stretch Jeans		
Profile Name	Edit	Delete
25testcm	View	Delete
26newjeans	View	Delete
Jeansstand27	View	Delete
Stand27-2	View	Delete
7cm2020	View	Delete

Non Stretch Jeans		
Profile Name	Edit	Delete
20 Test 1	View	Delete
26cmorder1	View	Delete

Custom Jeans For Men		
Profile Name	Edit	Delete
20test2B	View	Delete
25testcm	View	Delete
Standard26-cm-1	View	Delete

Custom Jeans For Women		
Profile Name	Edit	Delete
Test20B2	View	Delete
21test1	View	Delete
Test212	View	Delete
Testcm217	View	Delete
Test251	View	Delete

Feel free to contact us at hi@mycustomfitjeans.com if you have any queries regarding the measurement.